



NB902E

 R 50193486

 CQC12002069367
CQC12002069368

 E 361440

32.2*27.5*28.5mm 32.2*27.5*20.5mm

Product Features

- ◆ Contacts switching capability: 30A
- ◆ 2500VAC for dielectric strength between contact and coil
- ◆ Coil insulation grade Class F
- ◆ Contacts forms NO,NC&SPDT
- ◆ Dust-proof&Sealed type
- ◆ Complies with RoHS-Directive
- ◆ Dimensions: 32.2*27.5*28.5 mm & 32.2*27.5*20.5 mm

Contact Rating

Contact Form	1A、1B、1C		
Contact Material	AgCdO AgSnO ₂		
Contact Load Capacity	1A	1B	1C
	NO: 30A/240VAC,30VDC 30A 277VAC,1HP 240VAC TV-5	20A/240VAC,30VDC 20A 277VAC,1HP 240VAC TV-5	30A/240VAC,30VDC 30A 277VAC,1HP 240VAC TV-5
	NC:		20A/240VAC,30VDC 20A 277VAC,1/2HP 240VAC TV-5
Switching Power Max.	900W 7200VA		
Switching Voltage Max.	30VDC/277VAC		
Switching Current Max.	1A: 30A ; 1B: 20A; 1C: 30A		
Contact Resistance Max.	50mΩ (1A , 24VDC)		
Life expectancy	Electrical	10 ⁵	
	Machanical	10 ⁷	

Coil Rating

900mw						600mw					
No.	Coil Voltage		Coil Resistance Ω $\pm 10\%$	Pick up (VDC) Max. (75% of Rated Voltage)	Drop out (VDC) Min.(10% of Rated Voltage)	No.	Coil Voltage		Coil Resistance Ω $\pm 10\%$	Pick up (VDC) Max. (75% of Rated Voltage)	Drop out (VDC) Min.(10% of Rated Voltage)
	Rated	Max.					Rated	Max.			
005	5	6.5	28	3.75	0.5	003	3	3.9	15	2.25	0.3
006	6	7.8	40	4.50	0.6	005	5	6.5	42	3.75	0.5
009	9	11.7	90	6.75	0.9	006	6	7.8	60	4.50	0.6
012	12	15.6	160	9.00	1.2	009	9	11.7	135	6.75	0.9
015	15	19.5	250	10.25	1.5	012	12	15.6	240	9.00	1.2
018	18	23.4	360	13.50	1.8	015	15	19.5	375	10.25	1.5
024	24	31.2	640	18.00	2.4	018	18	23.4	540	13.50	1.8
048	48	62.4	2560	36.00	4.8	024	24	31.2	960	18.00	2.4
110	110	143	13445	82.50	11	048	48	62.4	3840	36.00	4.8

Technical Rating

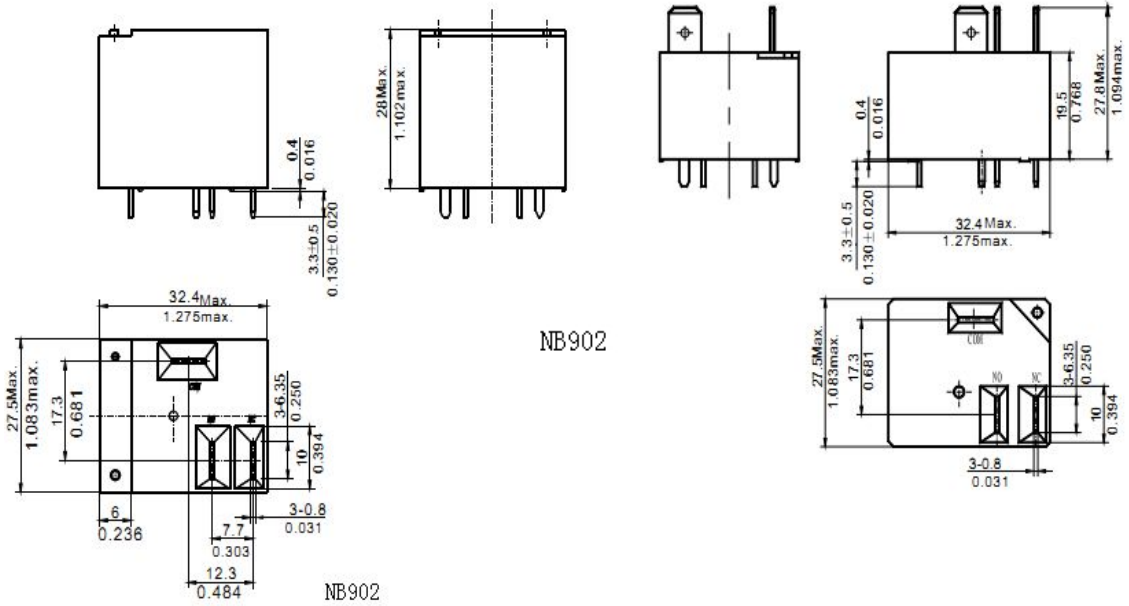
Insulation Resistance		Min.1000M Ω (500VDC)	IEC 60255-5
Dielectric Strength	Between Contacts	1500VAC	IEC 60255-5
	Between Coil&Contact	2500VAC	IEC 60255-5
Operate Time		$\leq 15\text{ms}$	
Release Time		$\leq 10\text{ms}$	
Shock Resistance		Operation extremes 10G Damage limits 100G	IEC 68-2-27 test Ea
Vibration Resistance		10Hz~55Hz amplitude 1.5mm	IEC 68-2-6 test Fc
Ambient Temperature		- 40 $^{\circ}\text{C}$ ~85 $^{\circ}\text{C}$; - 40 $^{\circ}\text{C}$ ~105 $^{\circ}\text{C}$	
Relative Humidity		85% RH , 40 $^{\circ}\text{C}$	IEC 68-2-3 test Ca
Weight		Approx.30g	
Package		Sealed;Dust-proof type	

Designation**NB902E - 12S - S - A****1 2 3 4 5**

- 1、 **NB902E**: Model No.(Max. contact load capacity 30A)
- 2、 **12**: Coil Rated Voltage:5V,6V,9V,12V,15V,18V,24V,48V,110V(DC)
- 3、 **S**: Package: S:Sealed D:Dust-proof
- 4、 **S**: Contact Material: S:AgSnO₂ : C:AgCdO
- 5、 **A**: Contact Form: A:Normally Open B:Normally Close C:SPDT(Normally Open&Close)

- Note:**(1) Applying under clean environment(excluding H₂S、 SO₂、 NO₂、 dust contaminants), dust-proof type is recommended;
Applying under polluted environment(containing H₂S、 SO₂、 NO₂、 dust contaminants), sealed type is recommended, and please confirm during practical applying;
- (2) When installed on PCB, and entire washing is needed, please notice us before order, so as to provide proper items;
 - (3) If dielectric strength between coil&contacts have to overs 2500VAC, please notice us before order, so as to provide proper items;
 - (4) Avoid applying under strong magnetic or shock extremes, or technical rating will change.

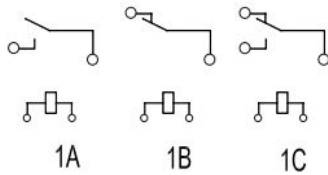
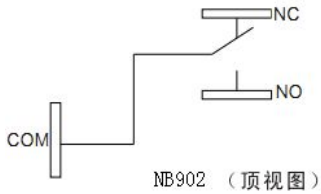
Dimensions



NB902

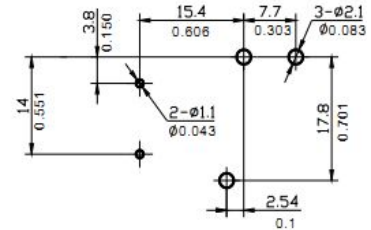
外形尺寸图

Outline Dimensions



接线图 (底视图)

Wiring Diagram(Bottom View)



安装尺寸图 (底视图)

Bottom View Layout

Note: 1. Unit mm

2. Dimensions for reference only.

Engineering Data

